

# COVID-19 Weekly Monitor

As of Sunday, January 24, 2021

99,105,389

Worldwide Cases

2,127,206

Worldwide Deaths

25,109,148

U.S. Cases

418,982

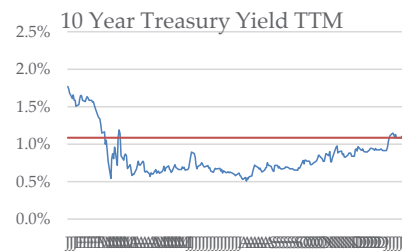
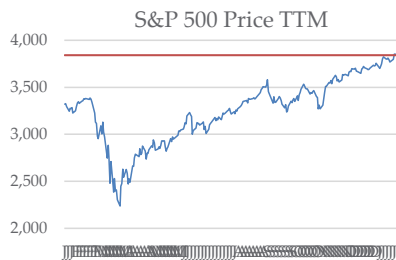
U.S. Deaths

## Recent Developments

**Market and Economic Update:** After pulling back a week earlier, the S&P 500 pushed higher to close just slightly off record highs amid optimism over earnings results and the U.S. political transition. The Biden administration has proposed a \$1.9 trillion relief package, which may or may not pass in its original form, while surging coronavirus cases and a sluggish vaccine rollout are keeping jobless claims elevated. Through Friday, with 13% of S&P 500 companies reported, 86% have posted earnings in excess of consensus expectations. It is still early, but if 86% of all S&P 500 companies post earnings upside in 4Q, it would be the highest upside percentage in at least ten years. China reported full-year 2020 GDP growth of 2.3%, which may make it the only major economy to have expanded during the pandemic.

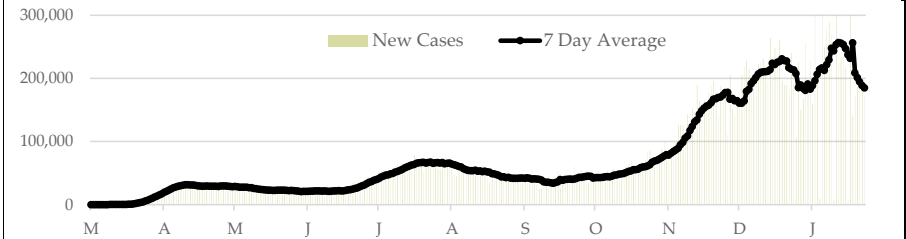
**COVID-19 Update:** Coronavirus cases and deaths continue to surge in much of the world. Nearly 100 million people have been infected and the global death toll continues to climb rapidly. The U.S. added 1.2 million cases last week bringing the cumulative total to more than 25 million (25% of global total) with a death toll just shy of 420,000. To date, vaccine distribution and administration has fallen short of expectations, though the race to vaccinate is gaining momentum. Globally, more than 65 million doses have been administered in 56 countries including 22.4 million doses in the U.S. and 695,000 doses in Michigan. In the U.S., an average of 1.16 million doses were administered per day over the last week with 6.8 doses administered for every 100 people so far, though only 54% of distributed shots have been administered highlighting logistical challenges at the state and local levels.

## Asset Returns



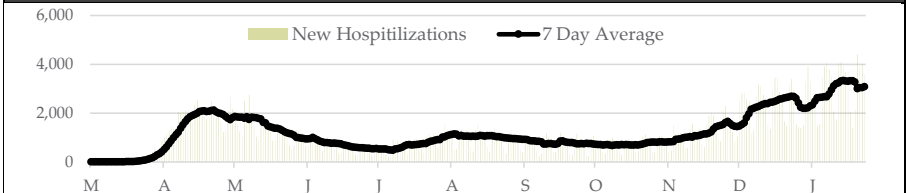
Index	Price	One Week	MTD	YTD	1-Year
Domestic Stocks (S&P 500)	3841.47	2.0%	2.3%	2.3%	17.8%
Developed International (MSCI EAFE)	7087.19	0.7%	2.5%	2.5%	9.7%
Emerging Markets (MSCI EM)	673.33	2.6%	7.9%	7.9%	25.5%
Domestic Fixed Income (Int. Gov/Credit)	2372.43	0.1%	(0.3%)	(0.3%)	5.5%
Crude Oil (Brent)	52.27	(0.2%)	7.7%	7.7%	(7.9%)
Gold	1855.61	1.5%	(2.3%)	(2.3%)	19.0%

## United States - Daily Case Confirmations



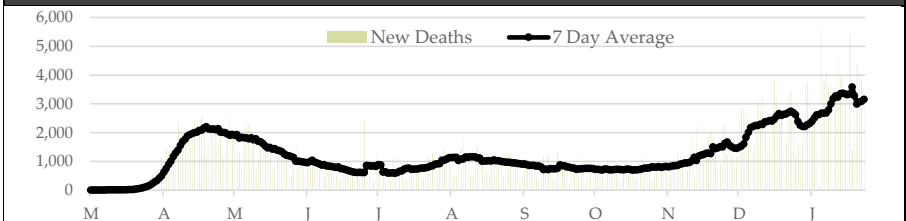
**The third surge.** Coronavirus cases are spreading at record pace with return to school, holiday travel, and the onset of cooler weather contributing to a third surge in new cases.

## United States - Daily Hospitalizations



**Healthcare system under pressure.** Against a backdrop of record level case confirmations, the capacity of the U.S. healthcare system is once again being tested.

## United States - Daily Deaths



**Daily deaths on the rise.** Daily deaths have hovered around 1,000 since May, but have started to climb more recently amid case resurgence and rising hospitalizations.

# COVID-19 Weekly Monitor

As of Sunday, January 24, 2021

## Data sources:

### Sources:

Bloomberg Finance L.P.; US Stocks = S&P 500 Index; Developed International = MSCI EAFE Index; Emerging Markets = MSCI Emerging Markets Index; Domestic Fixed Income = Bloomberg Barclays Intermediate Government/Credit Index; Crude Oil (WTI) = Generic 1st Crude Oil, WTI; Gold = Gold Spot \$/Oz Currency.

World Health Organization (WHO) Daily Situation Reports

Johns Hopkins University & Medicine Coronavirus Resource Center

National Health Commission for the People's Republic of China

Author's Calculations

## About this presentation:

*This document is provided for informational purposes only and does not constitute an offer or solicitation to purchase or sell any security or commodity. The information herein is being provided to you on a confidential basis and is intended only for the anticipated recipient or their authorized agents. Any opinions expressed herein are subject to change at any time without notice. Information has been obtained from sources believed to be reliable, but its accuracy and interpretation are not guaranteed. It should not be construed as legal or tax advice and is not intended to replace the advice of a qualified attorney or tax advisor. Past performance is not a guarantee of future results. Any decisions based on this information are made at your own risk.*