

# COVID-19 Weekly Monitor

As of Sunday, January 10, 2021

89,751,136

Worldwide Cases

1,928,636

Worldwide Deaths

22,139,273

U.S. Cases

372,522

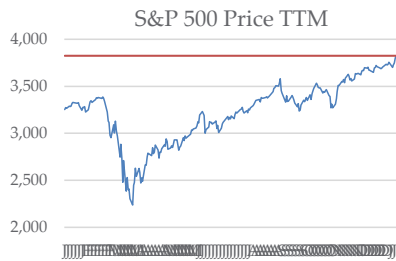
U.S. Deaths

## Recent Developments

**Market and Economic Update:** The S&P 500 moved higher to start the year charting new territory as market drivers that shaped late 2020 extended into 2021. In an eventful week, Democrats won both Georgia runoff elections to take control of the Senate raising expectations for additional fiscal stimulus. Despite disruptions of historic proportion, Congress completed its electoral vote count certifying Joe Biden as the next President of the United States. The U.S. labor market shed 140K payrolls in December marking the first decline since April. Restaurants (arguably the most affected by COVID-19 restrictions) led the decline with 372K layoffs. The unemployment rate was steady at 6.7%. Oil started the year on a strong note, rising above \$50/barrel for the first time since February on production cuts announced by Saudi Arabia.

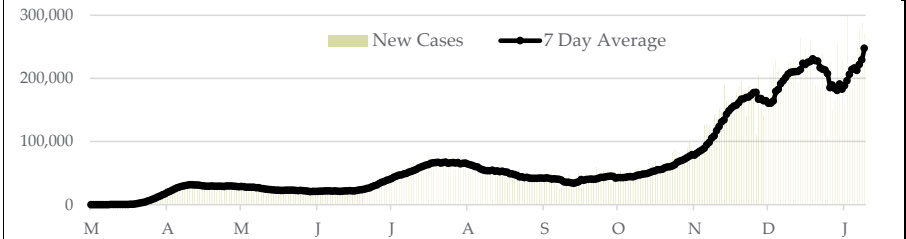
**COVID-19 Update:** Coronavirus cases and deaths are still surging in much of the world. Nearly 90 million people have been infected and the global death toll is fast approaching 2.0 million. The U.S. added another 1.56 million cases last week bringing the cumulative total to 22.1 million with a death toll of nearly 375,000. Fortunately, vaccine distribution and administration is ramping quickly. Globally, more than 24 million doses have been administered in 41 countries including 7.7 million doses in the U.S. and 195,000 doses in Michigan. Across the U.S., 2.4 doses have been administered for every 100 people but only 35% of distributed shots have been administered highlighting logistical challenges at the state and local levels. Experts estimate 65% of the population (225M Americans) must be inoculated in order to suppress the virus. As it stands, a select group of forecasters places 83% odds on 200 million distributed doses in the U.S. by the end of the third quarter (down from 96% one week ago).

## Asset Returns



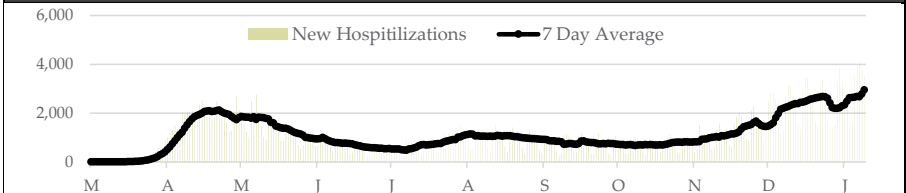
Index	Price	One Week	MTD	YTD	1-Year
Domestic Stocks (S&P 500)	3824.68	1.9%	1.9%	1.9%	19.7%
Developed International (MSCI EAFE)	7135.01	3.2%	3.2%	3.2%	11.7%
Emerging Markets (MSCI EM)	654.29	4.8%	4.8%	4.8%	24.4%
Domestic Fixed Income (Int. Gov/Credit)	2368.94	(0.5%)	(0.5%)	(0.5%)	5.9%
Crude Oil (Brent)	52.24	7.7%	7.7%	7.7%	(12.4%)
Gold	1849.01	(2.6%)	(2.6%)	(2.6%)	18.8%

## United States - Daily Case Confirmations



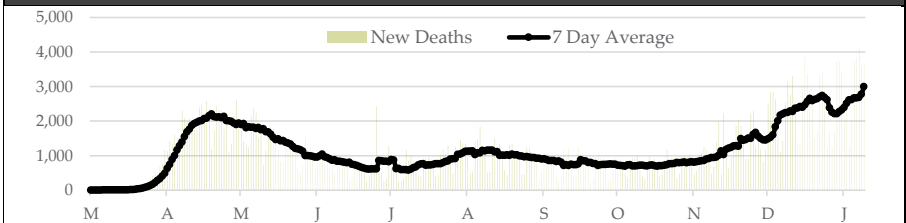
**The third surge.** Coronavirus cases are spreading at record pace with return to school, holiday travel, and the onset of cooler weather contributing to a third surge in new cases.

## United States - Daily Hospitalizations



**Healthcare system under pressure.** Against a backdrop of record level case confirmations, the capacity of the U.S. healthcare system is once again being tested.

## United States - Daily Deaths



**Daily deaths on the rise.** Daily deaths have hovered around 1,000 since May, but have started to climb more recently amid case resurgence and rising hospitalizations.

# COVID-19 Weekly Monitor

As of Sunday, January 10, 2021

## Data sources:

### Sources:

Bloomberg Finance L.P.; US Stocks = S&P 500 Index; Developed International = MSCI EAFE Index; Emerging Markets = MSCI Emerging Markets Index; Domestic Fixed Income = Bloomberg Barclays Intermediate Government/Credit Index; Crude Oil (WTI) = Generic 1st Crude Oil, WTI; Gold = Gold Spot \$/Oz Currency.

World Health Organization (WHO) Daily Situation Reports

Johns Hopkins University & Medicine Coronavirus Resource Center

National Health Commission for the People's Republic of China

Author's Calculations

## About this presentation:

*This document is provided for informational purposes only and does not constitute an offer or solicitation to purchase or sell any security or commodity. The information herein is being provided to you on a confidential basis and is intended only for the anticipated recipient or their authorized agents. Any opinions expressed herein are subject to change at any time without notice. Information has been obtained from sources believed to be reliable, but its accuracy and interpretation are not guaranteed. It should not be construed as legal or tax advice and is not intended to replace the advice of a qualified attorney or tax advisor. Past performance is not a guarantee of future results. Any decisions based on this information are made at your own risk.*